

CR Revelation

CR7.80 | CR7.90 | CR8.80 | CR8.90

CR9.80 | CR9.90 | CR10.90



The world's highest capacity combine. Fact.

New Holland revolutionized the way farmers harvested over 40 years ago with the introduction of groundbreaking Twin Rotor™ technology for combines. Today's latest generation of CR Revelation combines continues the pure rotary bloodline and offers the world's farmers world-beating grain and straw quality thanks to the gentle multi-pass action. The range topping CR10.90 is the most powerful and productive CR Revelation to date, and now has over 700hp(CV) on tap. Innovative features such as the new award-winning IntelliSense™ combine automation system, Dynamic Flow Control™ remotely adjustable rotor vanes, concave reset, the deep cut Dynamic Feed Roll™ technology and the all-new patented Opti-Spread™ Plus super wide spreading residue management system, continue to ensure that the CR Revelation range is among the most advanced and productive harvesters in the world.

Real conditions. Unbelievable performance.

On 15th August 2014, in Wragby UK, the CR10.90 obliterated the current harvesting record for the most wheat harvested in eight hours. During the record it harvested 797.656 tonnes of wheat in under eight hours, with peak capacity of 135 tonnes/hour in real world conditions.



CR Revelation range: rotary combining excellence

Every model in the new CR Revelation benefits from improvements in every step on the harvesting journey, from header right through to the residue management system. Just one example: the CR10.90 benefits from improved productivity of up to 10%.



| Models | Grain header cutting width (m) | Maize headers Number of rows | Max Power [hp(CV)] | Rotor size (inch) | Grain tank capacity (l) |
|---------|--------------------------------|------------------------------|--------------------|-------------------|-------------------------|
| CR7.80 | 4.88 - 9.15 | 6 / 8 | 401 | 17 | 9500 |
| CR7.90 | 4.88 - 10.67 | 6 / 8 / 12 | 449 | 17 | 9500/11500 |
| CR8.80 | 6.10 - 10.67 | 6 / 8 / 12 | 517 | 17 | 12500 |
| CR8.90 | 6.10 - 12.50 | 6 / 8 / 12 | 517 | 22 | 12500 |
| CR9.80 | 6.10 - 12.50 | 8 / 12 | 571 | 22 | 12500 |
| CR9.90 | 6.10 - 12.50 | 8 / 12 | 571 | 22 | 14500 |
| CR10.90 | 6.10 - 12.50 | 8 / 12 | 700* | 22 | 14500 |

* Extra power available during unloading and chopping



New CR Revelation. Harvest Supremacy.

Outstanding capacity

The range topping 700hp(CV) FPT Industrial Cursor 16, powering the CR10.90, delivers efficient power and when combined with advanced harvesting technology, including IntelliSteer® auto guidance, you can harvest around the clock. The remotely adjustable Dynamic Flow Control™ rotor vanes mean their position can be changed on the go in response to changing crop conditions, which can result in up to 20% higher productivity. The most advanced New Holland combine ever, now features new award-winning IntelliSense™ combine automation system. The CR Revelation, keeps going as long as you do.

Superior harvest quality

Unsurpassed grain and straw quality is guaranteed courtesy of gentle, yet highly efficient Twin Rotor™ technology. Grain cracking is a thing of the past with an industry leading figure as low as 0.2%. Dynamic Feed Roll™ technology provides the most efficient on-the-go stone collection and the new serrated blades are even gentler on straw. The new Opti-Spread™ Plus technology together with the new chaff spreading system ensure even more uniform residue spreading across the full cutting width.

Lower operating costs

The entire CR Revelation range benefits from industry leading ECOBlue™ HI-eSCR technology to comply with the more stringent Tier 4B emission regulations and it maintains the efficiency you've come to expect of a CR Revelation combine. When combined with long, 600 hour engine service intervals, and the SmartTrax™ system for reduced soil compaction, more money stays in your pocket.

Absolute driving pleasure

The Harvest Suite™ Ultra cab has been designed to deliver ultimate harvesting comfort and ergonomics. The 3.7m³ cab with 6.3m² of glass means more space and more glass add up to more comfortable and more precise harvesting. At 73dB(A) it is still the quietest cab on the market. The 26.4cm ultra-wide IntelliView™ IV colour touchscreen monitor can be positioned on the ideal viewing arc for every operator. If you're a night time harvester, the new LED lighting package enables true, 24 hour productivity.

My PLM® Connect
Telematics


Up to 27 LED work lights

Harvest Suite™
Ultra cab

Varifeed™ header

New remote
front face adjust

IntelliCruise™ II
automated feeding
technology





A history of modern combining by New Holland.

- 1975:** New Holland introduced the pioneering concept of Twin Rotor™ technology on the TR70 [145-168hp(CV)]. The face of harvesting was changed forever.
- 1979:** The second generation of Twin Rotors appeared in TR75, TR85 and TR95 formats, and their power was upped from 155-225hp(CV).
- 1984:** A bigger cab, improved visibility and S³ rotors characterised the third generation of machines. Farmers welcomed TR76, TR86 and TR96 models.
- 1993:** Almost a decade later, the TR87 and TR97 fourth generation combines made their mark with more power on offer.
- 1997:** Simplified controls made harnessing even more power on the fifth generation TR88 and TR98 combines more efficient and productive.
- 1999:** Six generations down the line, the higher grain handling capacity and enhanced visibility were the hallmarks of the TR89 and TR99 models.
- 2002:** A sleek, fresh looking seventh generation graced the world's fields. The completely new styling, longer rotors, a larger cab and the first self-levelling cleaning system on a rotary combine all combined to make the CR960 and CR980 models highly desirable. By the way, did we forget to mention they produced up to 428hp(CV).
- 2004:** The beginning of the new millennium saw production of Twin Rotor combines start in Zedelgem, Belgium, New Holland's Centre of Harvesting Excellence.
- 2005:** Three decades of Twin Rotor™ success was celebrated with the introduction of the IntelliView™ II monitor for precision machine control.



Built in Zedelgem

The flagship CR Revelation models are built in Zedelgem, Belgium, home to New Holland's global Centre of Harvesting Excellence. It is here, over 100 years ago, that Leon Claeys built his very first threshing machine that revolutionised the way farmers harvested. Zedelgem is synonymous with harvesting firsts, in 1952 it produced the first European self-propelled combine harvester. Today, yellow blooded engineers are committed to developing the next generation of harvesting products. The sophisticated product development process and the extensive knowledge of a dedicated workforce of a World Class Manufacturing facility ensure the CR Revelation range, together with all flagship harvesting products, the CX conventional combines, BigBaler large square balers and FR forage harvester, continue to set the benchmark in harvesting.

- 2007:** The CR Elevation series, was the eighth generation and featured a whole host of productivity boosting elements including: up to 530hp(CV) Tier 3 engines, Opti-Clean™ system and IntelliCruise™ system for consistent feed load, with smooth changes of speed for optimised performance and operator comfort.
- 2008:** The CR9090 becomes officially the world's highest capacity combine. It smashed the harvesting record: officially harvesting 551 tonnes of wheat in eight hours.
- 2010:** The CR range celebrates its 35th anniversary. Production of the CR9060 for Latin America starts in Brazil.
- 2011:** The ninth generation of Twin Rotor combines is launched, featuring Tier 4A compliant ECOBlue™ SCR engines, improved capacity, as well as best-in-class grain and straw quality.
- 2012:** The CR range wins the prestigious 'Machine of the Year' award thanks to its unsurpassed harvesting performance and industry-leading grain quality.
- 2013:** The introduction of the Dynamic Feed Roll™ has further improved in-field performance and grain quality.
- 2014:** The CR10.90 smashes the record for the most wheat harvested in eight hours. During the record it harvested 797.656 tonnes of wheat in eight hours in real world conditions.
- 2015:** The 10th generation CR range celebrates 40 years of harvesting excellence with the introduction of the benchmark Harvest Suite™ Ultra cab.
- 2018:** Introduction of the CR Revelation with increased capacity and even more efficient residue management.
- 2019:** New entry level CR7.80 model introduced and new award-winning IntelliSense™ automation system released for all CR models.

2004



2005



2007



2010



2013



2014



2015



Leading from the front.

New Holland knows that the harvesting process starts with the crop. How it enters the machine will determine the quality of the harvest, therefore, a vast range of grain headers to suit every type of crop and farm have been developed and built in-house to suit your needs. Headers are available in widths ranging from 6 - 12.5 metres and in a wide range of configurations that can be tailored to match your requirements. The new optional front face adjust technology enables you to remotely set the position of the front face plate to ensure the header operates at the perfect angle and helps operators harvest laid crops.

| Grain headers | | CR7.80 | CR7.90 | CR8.80 | CR8.90 | CR9.80 | CR9.90 | CR10.90 |
|--|-----|-------------|--------------|--------------|--------------|--------------|--------------|--------------|
| High Capacity grain header cutting width | (m) | 5.18 - 9.15 | 5.18 - 9.15 | 6.10 - 9.15 | 6.10 - 9.15 | 6.10 - 9.15 | 6.10 - 9.15 | 6.10 - 9.15 |
| Varifeed™ grain header cutting width | (m) | 4.88 - 9.15 | 4.88 - 10.67 | 6.10 - 10.67 | 6.70 - 12.50 | 6.70 - 12.50 | 6.70 - 12.50 | 6.70 - 12.50 |
| Superflex headers cutting width | (m) | 6.10 - 9.15 | 6.10 - 10.67 | 6.10 - 10.67 | 7.62 - 10.67 | 7.62 - 10.67 | 9.15 - 10.67 | 9.15 - 10.67 |





Varifeed™ grain headers: adapt to all types of crop

- Varifeed™ header guarantees optimum harvesting quality and a uniform cut in fields of different crop heights
- Knives can be adjusted by a full 575mm in their fore-aft position
- 660mm diameter auger with deep flights provides fast, smooth feeding
- Full-width retracting fingers between each auger flight move crop down and under the auger



Flexibility for guaranteed harvesting efficiency

- The Superflex header is the default choice for undulating terrain
- The knife bed can flex a full 110mm in uneven fields to ensure a close cut and uniform stubble height
- The full-floating auger with deep flights provides fast, smooth feeding in the heaviest crops
- Precise feeding and processing are a given with 1150 cuts per minute and in-cab hydraulic fore and aft reel adjustment
- A pre-set ratio can be maintained between reel speed and ground speed, so that when ground speed changes consistent feeding is guaranteed



Fully integrated rape knives

- Optional 18 teeth rape knives can be quickly and easily fitted to the Varifeed™ header
- Controlled through the IntelliView™ IV colour touchscreen monitor, they guarantee more efficient rape harvesting
- When not required, they can be stored on a dedicated storage bracket on the header



Automatic Header Height Control

The advanced Automatic Header Height Control system is available in three operational modes:

- Compensation Mode uses a pre-established ground contact pressure that is hydraulically maintained to ensure efficient harvesting of laying or low growing crops such as peas and beans
- Automatic Stubble Height Control maintains a pre-set stubble height by using sensors located on the elevator together with the hydraulic header control cylinders
- The updated Autofloat™ system uses a combination of new hydraulic valves and software algorithms to achieve the best possible terrain contouring. This system automatically adjusts the header's position hydraulically to maintain uniform stubble height and to prevent the header digging into the ground

A perfect match.

New Holland has developed an upgraded maize header line-up which has been engineered by design to perfectly match the CR Revelation's operating profile. Following extensive field testing, both the rigid and flip-up versions deliver improved harvesting productivity and reliability. The new front face adjust technology enables you to remotely set the position of the front face plate to ensure the header operates at the perfect angle.

| Maize header | CR7.80 | CR7.90 | CR8.80 | CR8.90 | CR9.80 | CR9.90 | CR10.90 |
|--------------------------------------|--------|--------|--------|--------|--------|--------|---------|
| Number of rows flip-up maize headers | 6/8 | 6/8 | 6/8 | 6/8 | 8 | 8 | 8 |
| Number of rows rigid maize headers | 6/8 | 6/8/12 | 6/8/12 | 6/8/12 | 8/12 | 8/12 | 8/12 |





Modern maize headers for modern maize farming

- Upgraded maize header line-up satisfies the demands to boost productivity and harvesting efficiency
- Shorter points better follow ground contours to prevent 'run-down' of crops
- The gills direct any loose kernels to the back to the header reducing waste
- The replaceable wear strips extend the headers lifespan and all points flip up on self-supporting gas struts for easy cleaning and maintenance



Flip-up or rigid: the choice is yours

- Rigid headers are available in 6, 8 and 12 row versions
- Flip-up versions are perfect for transport intensive operations
- 6 and 8 row variants fold within 3.5m



Best-in-class stalk chopping

- Integrated stalk choppers can be fitted, perfect for minimum or zero tillage operations
- Maximum flexibility is guaranteed thanks to individual row engagement
- Widely accepted as the "best-in-class" by New Holland customers

Stalk Stomper tyre protection

- Optional Stalk Stomper kit is available for fixed or flip-up maize headers
- Tyre & track wear is reduced when harvesting maize by flattening the stubble in front of the wheels



Dependable operation


- All New Holland maize headers are designed for top harvesting performance in all crop conditions
- The stalk rolls have four knives for aggressive pulling down of stalks of any size
- The deck plates are electronically adjustable from the cab to adapt to changing stalk and cob size
- Optional rotary dividers further enhance crop intake in laid maize crops

Enhanced protection for improved efficiency.

The CR Revelation's feeding system has been significantly upgraded to enhance its operation. The feeder now features four chains with connecting slats on the CR8.90, CR9.80, CR9.90 and CR10.90 models for improved crop flow and even smoother feeding into the Twin Rotors. The CR Revelation range can be fitted with a new and enhanced header lift capacity. You can now choose between the Advanced Stone Protection system or the optional, Deep Cut Dynamic Feed Roll™ system, now equipped with a new cab-activated reversing function, which ensures smooth crop flow into the threshing mechanism, together with full stone protection.

Optional variable header and feeder technology

- Choose between the fixed and variable speed header and feeder drive combination
- The variable option is ideal when harvesting maize
- The operator can adjust the picking and feeding speed, depending on crop yield and conditions, to optimise feeding



Deep Cut Dynamic Feed Roll™ system

- The Deep Cut Dynamic Feed Roll™ system delivers even smoother feeding, smoothing out peaks in flow and maintains stone detection effectiveness in extremely stony conditions
- Stones are automatically directed by a 45cm diameter closed beater into a dedicated stone trap located between the feeder and rotors
- The non-stop harvesting increases capacity by up to 10% when operating on the stoniest ground
- The new reverser function enables operators to clear blockages by reversing the Dynamic Feed Roll system from the cab
- The system now features a deep cut design with serrated blades so that it is even gentler on the crop to deliver higher quality straw
- The stone trap is easily emptied during routine daily checks





Making blockages a thing of the past

- Header blockages are instantly cleared by the hydraulic reversing system
- The entire header and elevator can be 'rocked' backwards and forwards to effectively unblock the machine

Dynamic Feed Roll™ Reverser

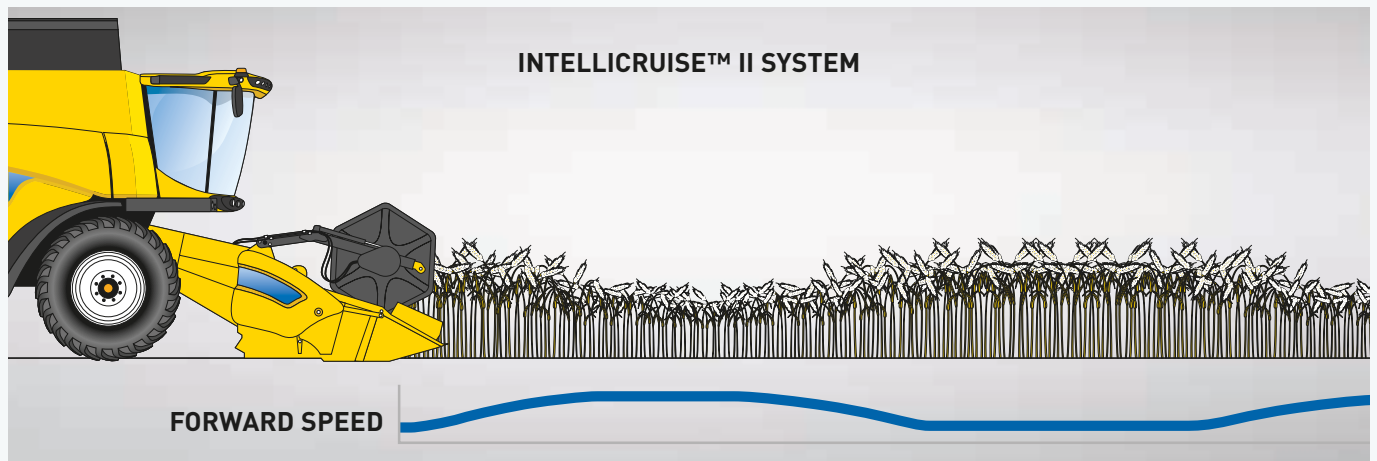
The new Dynamic Feed Roll™ Reverser system immediately alerts the operator in the cab upon detecting a blockage in the Dynamic Feed Roll. By using the dedicated screen on the IntelliView display, a manual mode or repeated reverser cycles will be employed until the blockage is cleared. This speeds up blockage removal with a resultant productivity increase.





Intelligent Operation.

Productive harvesting is a skilled activity which can take many seasons to learn. New Holland has developed technologies which assist operators in assuring efficient and productive harvesting when working in fields with variable yields. IntelliCruise™ II technology uses a range of sensors to automatically optimise the CR Revelation's performance.



Tailored cruising modes

Operators can select from three different driving strategies for the new IntelliCruise II feature:

Maximum Capacity. When working against tight weather windows, or when optimising contracting performance, the maximum capacity setting can be selected. This ensures that the combine's ground speed is set to make full use of the engine potential, causing it to run at maximum load.

Fixed throughput. To maintain uniform combine performance, the fixed throughput setting has been developed. This mode varies the groundspeed to maintain a set flow rate.

Limited loss. Every grain counts. For operations which prize minimal losses, a specific setting has been engineered, so as to control groundspeed to ensure losses do not exceed a pre-determined limit.



World-class grain quality.


New Holland invented the Twin Rotor™ concept over 40 years ago, and has been refining and evolving this technology for four decades to offer farmers ever increasing capacity and improved grain and straw quality. New Holland also knows that no two farms are alike, so two different types and sizes of rotor have been developed to suit farmers' individual needs. The 17" standard rotors now feature higher crop covers for improved threshing efficiency, and are fitted to the CR7.90 - CR8.80 models, and the heavy duty, high capacity 22" design are fitted to the CR8.90, CR9.80, CR9.90 and CR10.90 models. A bespoke machine for top drawer quality and performance.

Twin Pitch rotors

- Standard Twin Pitch rotors feature 44 elements and deliver a performance increase in many cropping conditions
- They can offer up to a 10% increase in capacity in damp conditions
- You can also manually adjust the rotor vanes to ensure pitch perfect performance
- Twin Pitch Plus rotors are standard on all machines equipped with 22" rotors. They feature 75mm rasp bars for enhanced threshing performance
- Two different kits are available which enable operators to select, or even convert between, rice and small grain configurations

Productivity enhancing Deep Cut Dynamic Feed Roll™

The addition of the standard Deep Cut Dynamic Feed Roll™, which is located in front of the rotors, simultaneously speeds up the crop, for smoother, streamlined feeding, and automatically directs stones into a dedicated trap. The additional serrated roll, available on all models, improves feeder performance by up to 10% on 22" rotor machines and by up to 15% on 17" rotor variants.




Dynamic Flow Control™ rotor vanes

The rotor vanes can be remotely adjusted so that optimal crop threshing efficiency is maintained, even when crop conditions change. This enables overall capacity increases of up to 20%*.

* 22" rotors only

Pitch perfect performance

The Twin Pitch Plus rotors, standard on all models equipped with the 22" rotors, feature larger and taller rasp bars to significantly increase the threshing area.



Straw processing

Once the straw has reached the end of the rotors, the 400mm diameter straw flow beater moves straw onto the Positive Straw Discharge belt. This belt directs the straw rearwards, for efficient flow through to the rear of the combine.

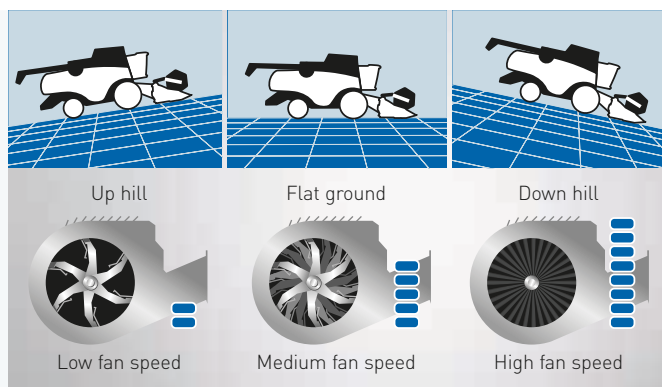
Concave reset

In the event of concave overload, the concave reset function can be remotely activated from the comfort of the cab. Meaning one person can do the job, on their own in a matter of minutes. Saving valuable harvesting time.

The cleanest grain sample.

Best-in-class grain quality. The Industry's cleanest grain sample. It must be the CR Revelation. In comparative tests carried out to evaluate the grain sample of different harvesting concepts, Twin Rotor™ technology beat the competition hands down. The result: a minuscule 0.2% broken grain, thanks to the unique Twin Rotor™ concept which ensures in-line crop flow for the gentlest grain handling. Grain quality is further enhanced by award winning features including the Opti-Clean™ and Opti-Fan™ systems.





Gravity defying Opti-Fan™ technology

- Opti-Fan™ system compensates for the gravitational effects on crop material
- Select the desired fan speed on flat ground and the system automatically adjusts it when going up or downhill to maintain cleaning performance
- When travelling on upward slopes the fan slows down to prevent sieve losses and excessive tailings
- When tackling downhill gradients fan speed increases to prevent thick material build ups on the sieves




Neutralise side slopes of up to 17%

- The self-levelling cleaning shoe automatically optimises the angle by up to 17% to neutralise the effects of side slopes, and also prevents grain banking during headland turns, to assist in uniform crop distribution and unsurpassed cleaning performance



Adjust your sieves from your seat

- In changing crop conditions you can remotely adjust both the main sieves, and now the pre-sieves, from the cab
- Simply open the sieve in heavier crops to allow greater wind flow or reduce the sieve opening in lighter crops, to prevent losses and improve harvesting efficiency



The cleanest grain for the highest rewards

- With a total area under wind-control of 6.54m² on the CR8.90, CR9.80, CR9.90 and CR10.90 models, and of 5.40m² on the CR7.80, CR7.90 and CR8.80 models, the cleaning shoe efficiently handles the largest grain volumes
- Opti-Clean™ system optimises the stroke and throwing angles in the cleaning system
- The grain pan, pre and top sieves operate independently to optimise the cascade for greater capacity, and the longer sieve stroke and steep throwing angle keep more material airborne, for higher cleaning efficiency
- The opposing motion of the grain pan and bottom sieve to the pre-sieve and the top sieve reduces overall machine vibrations and increases operator comfort

Precision airflow

- The CR Revelation range's unique paddle fan design generates the largest volume of air at a constant pressure, which is far superior to competitor alternatives
- The fan has two dedicated openings to direct a powerful stream of air to both the pre and top sieves for guaranteed cleaning performance



The CR Revelation remembers your crops

- To reduce set-up time when switching between crops or when working in varying crop conditions, the CR Revelation features Automatic Crop Setting (ACS), with fifty crop-specific settings
- The operator either selects from pre-installed settings, or simply programmes two harvest parameters for each crop, including rotor speed and concave setting, sieve opening and cleaning fan speed, and recalls these on the IntelliView™ IV monitor when required

Harvesting automation.

Automation has a growing role to play in productive modern harvesting. New Holland's IntelliSense™ system equips the CR Revelation range of combines with an industry-leading proactive system that enables the combine to react every 20 seconds selecting the best action out of 280 million possibilities. In order to achieve this, ground-breaking technology has been employed: a first ever cleaning shoe load sensor has been developed, and when coupled with the next generation Grain Cam™ and electrically adjustable rotor vanes, the system can make adjustments the instant they are required.



Four combining modes

Operators can select four driving strategies from the intuitive interface to meet their specific requirements.

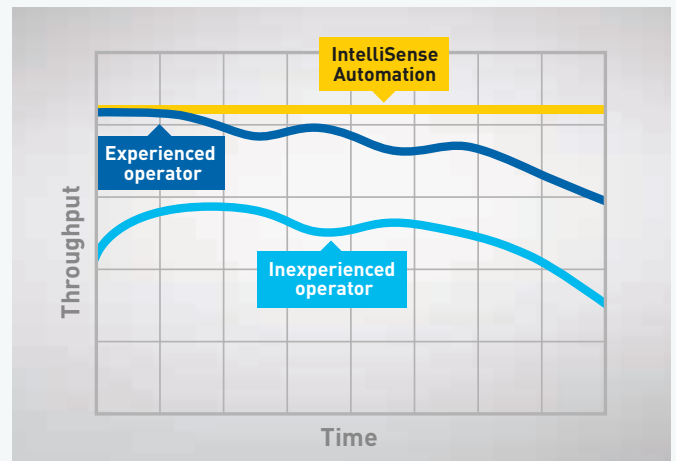
- Limited Loss, making every grain count
- Best grain quality, when only the best will do
- Maximum capacity, when you need to get the job done fast
- Fixed throughput, when uniformity is the name of the game

These operating modes can be further refined to meet specific harvesting conditions. Furthermore, once the system has been activated it will remain on and continue to learn throughout the season.



Day-long outstanding performance

Testing has shown that throughout the course of a long harvesting day, IntelliSense™ technology delivers superior performance, even when compared to the most experienced harvesting operators. The system checks every 20 seconds and will select the best course of action out of 280 million possibilities. Sit back, relax, and let the new CR with IntelliSense™ technology maximize your harvest.




Flexibility across different crops

From small grains to maize and pulses, IntelliSense™ works with a variety of crops to take harvest performance to the next level.



Industry-leading technologies

The IntelliSense™ system makes use of a range of patented New Holland technologies as well as existing features to deliver harvesting productivity. These include the award winning Grain Cam™ system, which takes real time images of the crop and analyses this to produce a reading detailing grain quality, including the percentage of cracked grain and material-other-than-grain. The new cleaning shoe load sensors which can accurately report the volume of material on the sieves. Finally, the system automatically adjust the rotor vanes on 22" models for enhanced separation.



High volume grain management.

The CR Revelation grain tank has been increased to perfectly match its high capacity. The length of the unloading auger has also been enlarged to match the performance of the new generation of CR Revelation combines and modern day headers, and is now compatible with Controlled Traffic Farming. Quite simply, New Holland has left no stone unturned in the quest to improve the CR Revelation range's output and your productivity.

Controlled Traffic Farming

CR9.90 and CR10.90 models are now compatible with 12 metre controlled traffic farming. This results in fewer infield passes and enables operations to carefully manage field traffic.

| Grain tank | | CR7.80 | CR7.90 | CR8.80 | CR8.90 | CR9.80 | CR9.90 | CR10.90 |
|-------------------------|-----|--------|------------|--------|--------|--------|--------|---------|
| Folding covers capacity | (t) | 9500 | 9500/11500 | 12500 | 12500 | 12500 | 14500 | 14500 |





High performance grain tank

- The 14,500 litre grain tank on the CR9.90 and CR10.90 can hold 16% more grain than its predecessor
- The grain tank covers fan out to enable even more grain into the tank between unloading
- The tank covers can be hydraulically closed from the cab
- Further benefits include reduced grain losses when working on steep inclines and grain is also protected during overnight storage
- The bubble-up auger evenly distributes grain in the tank



Longer, stronger and more accurate

- The extra-long unloading tube has been completely redesigned for perfect compatibility with today's largest headers
- The optional, folding auger can be unfolded and refolded from the cab
- It also reduces overall length to facilitate road transport
- The pivoting spout, controlled via the CommandGrip™ multifunction handle, enables operators to precisely direct the crop for uniform trailer filling
- Unloading speed has increased by 13%, which means the largest 14,500 litre grain tank can still be emptied in under 2 minutes thanks to a 142 litre/second unloading speed



Keep an eye on your grain

- New Holland has designed a 910 x 550mm viewing window in the cab
- You can also keep an eye on the grain tank fill level, which is displayed on the IntelliView™ IV monitor
- A grain flap, accessible from the operator's platform, allows manual sampling



Robust option for abrasive crops

- For prolonged operation in abrasive crops such as rice, the CR Revelation can be specified with the 'abrasive option'
- The grain elevator, bubble-up auger and unloading auger are manufactured using heavy-duty materials to withstand prolonged operation

Outstanding spreading.

The CR Revelation features a completely redesigned residue management system. In order to ensure uniform spreading of residue across the entire working width the Opti-Spread™ Plus system has been completely reconceived and upgraded, with spreading across a width of up to 13.7 metres. The heavy duty chaff spreading system has been further enhanced to ensure that chaff is evenly distributed for agronomic excellence.

Opti-Spread™ system: spreading wide. Always.

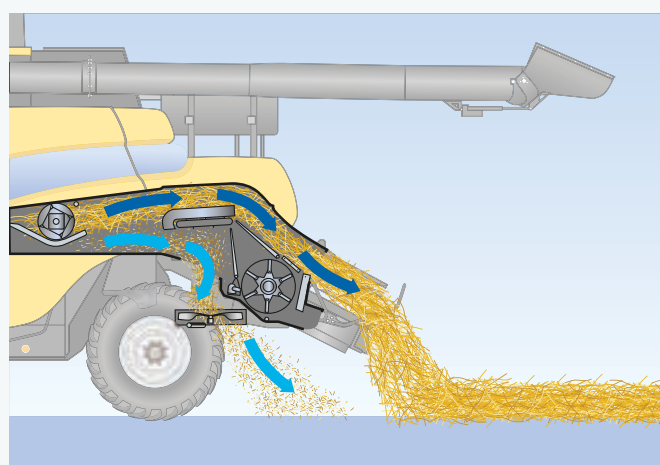
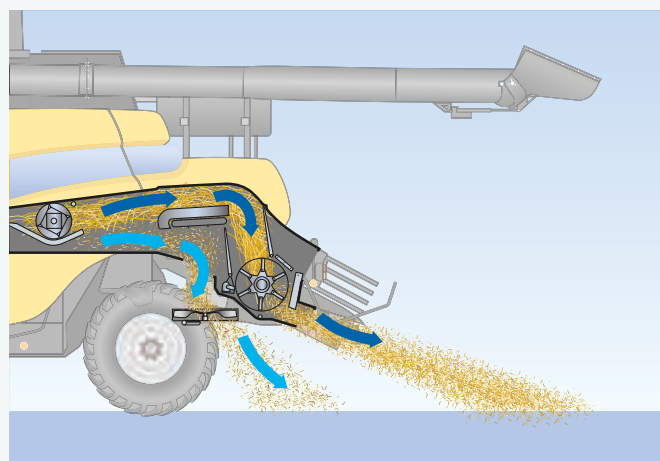
- No matter which header you fit, residue will be uniformly spread across the entire working width
- The optional Opti-Spread™ Plus straw spreader mounted behind the straw chopper easily meets any spreading width requirement
- This system has been further enhanced with the addition of Dual-Chop™ technology
- All residue passes through a rake to ensure a superfine chop of all material
- This is perfect for minimum or no tillage operations that employ shallow cultivation techniques
- The Opti-Spread™ Plus system is controlled from the cab, and the two powerful discs can be adjusted to counteract any wind or side-slope impact





Perfect bales

- Twin Rotor™ technology offers perfect in-line crop flow, and eliminates the need for aggressive changes in speed and direction
- The straw structure is maintained and breakages are minimal, perfect for baling
- Straw flow is maintained as the straw flow beater moves the straw onto the positive straw discharge belt
- The new patented twin-disc chaff spreader can spread the chaff across the entire width of the header on 22" models. The speed of the chaff spreader can be controlled from the cab in response to crop or weather conditions



Chopping fine, spreading wide. New Holland straw choppers.

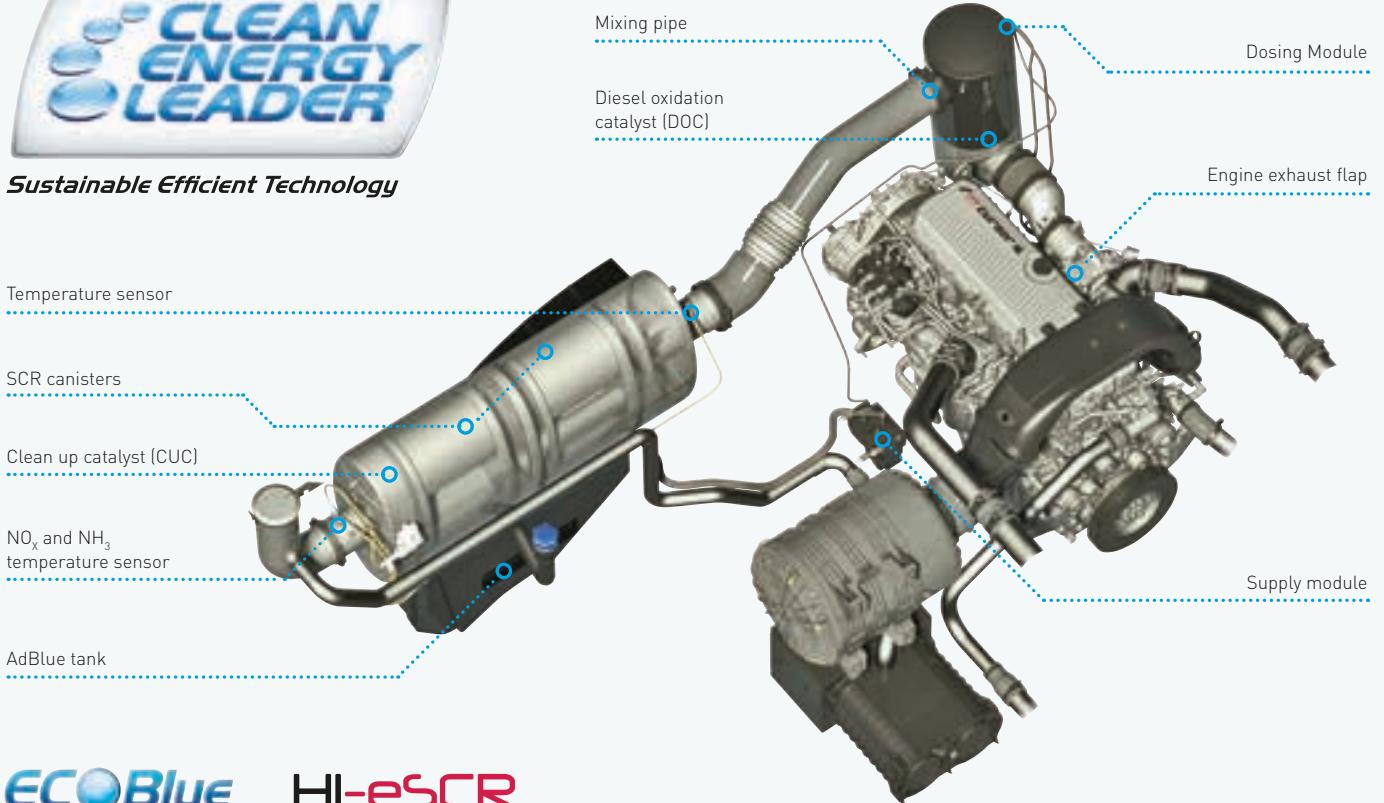
- The New Holland in-house range of straw choppers have been developed to perfectly match the CR Relevations' performance
- Choose between four and six chopper configurations with wind blades installed at the outer edges of the rotors for high spreading capacity
- The high speed chopper, 3500rpm on CR7.80 to CR8.80 models and 4000rpm on CR8.90 models and above, ensures fine chopping and wide spreading

Powerful. Respect. For you. For your farm. For the future.

Through the Clean Energy Leader® strategy, all models in the CR Revelation series benefit from ECOBlue™ HI-eSCR technology for Tier 4B compliance. The proven ECOBlue™ technology in both forms uses AdBlue to transform the harmful nitrogen oxides contained in the exhaust gas into harmless water and nitrogen. This after-treatment system is separate from the engine which means the engine only breathes clean, fresh air. What does this mean? Clean running power units that offer improved performance and enhanced fuel economy.



Sustainable Efficient Technology



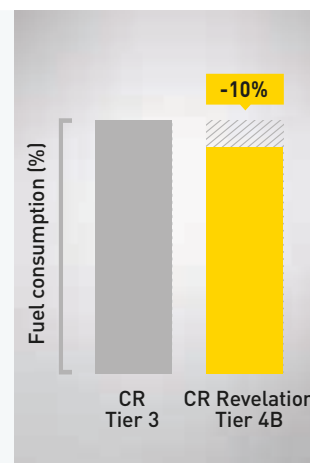
ECOBBlue HI-eSCR

| Models | CR7.80 | CR7.90 | CR8.80 | CR8.90 | CR9.80 | CR9.90 | CR10.90 |
|--|-----------------|-----------------|-----------------|-----------------|-----------------|-----------------|-----------------|
| Engine* | FPT Cursor 9 | FPT Cursor 9 | FPT Cursor 11 | FPT Cursor 11 | FPT Cursor 13 | FPT Cursor 13 | FPT Cursor 16 |
| Compliant with engine emissions regulations | Tier 4B/Stage 4 | Tier 4B/Stage 4 | Tier 4B/Stage 4 | Tier 4B/Stage 4 | Tier 4B/Stage 4 | Tier 4B/Stage 4 | Tier 4B/Stage 4 |
| Capacity [cm ³] | 8700 | 8700 | 11100 | 11100 | 12900 | 12900 | 15927 |
| ECOBBlue™ system (Selective Catalytic Reduction) | HI-eSCR | HI-eSCR | HI-eSCR | HI-eSCR | HI-eSCR | HI-eSCR | HI-eSCR |
| Injection system | Common Rail | Common Rail | Common Rail | Common Rail | Common Rail | Common Rail | Common Rail |
| Gross engine power [kW/hp(CV)] | 265/360 | 300/408 | 345/469 | 345/469 | 390/530 | 390/530 | 470/639*** |
| Maximum engine power [kW/hp(CV)] | 295/401 | 330/449 | 380/517 | 380/517 | 420/571 | 420/571 | 515/700*** |
| Approved biodiesel blend** | B7 | B7 | B7 | B7 | B7 | B7 | B7 |

* Developed by FPT Industrial

** Biodiesel blend must fully comply with the latest fuel specification EN14214:2009 and operation is in accordance with operator manual guidelines

*** Extra power is available when unloading and chopping



More powerful CR Revelation

- The range topping CR10.90 has a 50hp(CV) upgrade, taking it to 700hp(CV) overall. The popular CR8.80 also benefits from a 20hp(CV) uplift in power

More money in your pocket

- The CR Revelation range has been engineered to lower your operating costs
- Combines fitted with ECOBlue™ HI-eSCR technology maintain the lower fuel consumption of the previous CR Tier 4A range
- During road transport, the engine runs at a mere 1400rpm, further minimising fuel consumption
- ECOBlue™ HI-eSCR technology is compatible with 7% Biodiesel blends that comply with EN14214:2009 fuel specifications and when combined with industry-leading 600 hour service intervals the cost saving are phenomenal



Increased transport productivity and safety

The new two-speed ground drive has been designed to increase harvesting productivity and simplify operation. This new system delivers increased traction, ideal when working in undulating and greasy fields. During road transport, gears no longer need to be changed. Additional system benefits include multi-disc wet brakes for enhanced performance and durability. The electro-hydraulic diff lock completes the package, and is controlled via a floor mounted pedal in the cab.



Power saving drivelines

- Overall reliability and low power consumption are the result of proven, direct drivelines and the four-speed hydrostatic transmission
- Positorque variators are continued on the CR Revelation range, and offer simple efficient technology that means more power for harvesting when compared to heavy power sapping CVT competitor alternatives



Super tight turning

- The CR Revelation's short wheelbase design gives it a turning circle of a mere 12.5 metres depending on tyre size
- The new, taller 710/60R30 steering tyres reduce compaction and improve traction
- Optional four wheel drive variant now features two speeds

SmartTrax. Reduced compaction. Superior comfort.

The all-new SmartTrax™ system has been engineered by design to offer 57% reduced ground pressure thanks to its triangular structure for improved traction and reduced compaction.

SmartTrax™ with Flex technology: terrain following excellence

- The entry-level tracks feature the same design as the advanced SmartTrax™ with Terraglide™ suspension technology
- The Flex technology features two pairs of jointed rollers which can pivot and rotate both laterally and vertically to perfectly follow the ground contours
- Ideal when working on uneven terrain, outstanding traction is guaranteed
- This technology enables a top transport speed of 30kph

SmartTrax™ with Terraglide™ suspension: your comfort partner

- SmartTrax™ rubber tracks with Terraglide™ suspension bring New Holland's acclaimed suspension technology to tracks
- They are available in 24", 28.5" and 34" width
- This enables a top transport speed of 40kph (where permitted)

The positive lugs on the inner side of the tracks maintain physical contact with the drive wheel for the ultimate in efficient power transmission.

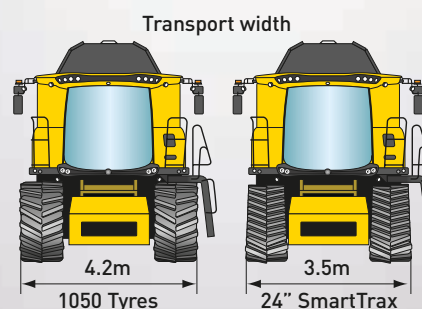
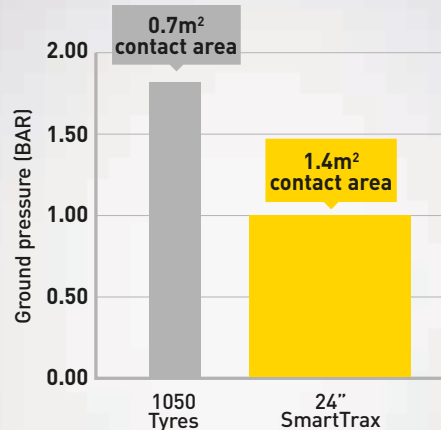
SmartTrax feature an automatic continuous heavy duty tensioning system which ensures that the correct track tension is always maintained. Moreover, the tensioning system is completely separate from the drive wheel, for ultimate simplicity and reliability.





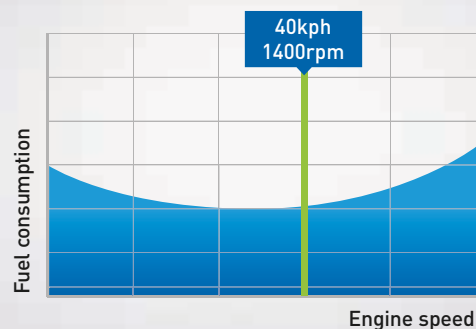
- Two pairs of oscillating, hydraulically suspended rollers work together to produce a smooth ride and improved transport safety
- Longer track length for a larger overall footprint for reduced field compaction

The SmartTrax triangular design, together with the rubber cleats on the outer belt, ensure a positive contact with the soil and unsurpassed traction when working on the steepest slopes or in the wettest or dustiest conditions.



A track to suit your needs

- SmartTrax are available in two widths: standard 24" and for those working in demanding conditions, a 28.5" option is available
- SmartTrax offer your operation numerous benefits including enhanced stability, 100% increase in contact area when compared to tyres, all whilst maintaining manoeuvrability within the 3.5 metre transport width

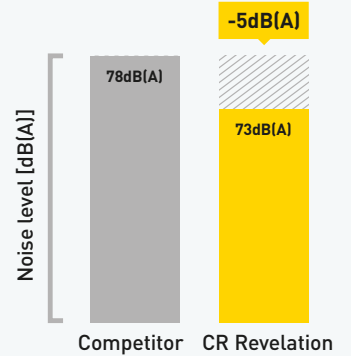


Saving time. Saving fuel.

- With a top transport speed of 40kph at a mere 1400 engine rpm, the new CR Revelation range, when fitted with SmartTrax™ with Terraglide™ suspension, is the obvious choice for operations looking to reduce downtime and fuel costs (where legislation allows)
- Fuel economy is further enhanced by the super low rolling resistance, which offers significant savings over competitor solutions

A new benchmark for harvesting comfort.

The CR Revelation range of combines offers you a home away from home during long harvesting days. The Harvest Suite™ Ultra cab is completely new from the floor up and is the fruit of extensive customer consultation. The cab volume has increased to 3.7m³ and boasts 6.3m² of glass, 7% more than previous models. You can enjoy all that space in the peace and quiet of the near silent 73dB(A) cab.





A place for everything

- A large compartment behind the operator is perfect for stowing away essential documentation
- A new onboard printer option enables operators to print off field data without having to go back to the office

Stay refreshed on the hottest days

- The large portable fridge under the instructor seat can be easily removed for replenishment
- Automatic Climate Control system comes as standard which automatically adjusts fan speed to guarantee accurate temperature control



360° panoramic view

- The Harvest Suite™ Ultra cab's wide curved window offers a perfect view
- The floor slopes down into the front windscreen so that you have a clear view of the edge of the header
- The optional heated floor mat is idea when harvesting maize in cold conditions
- Standard electric mirrors present a wide viewing arc to the sides and rear
- Up to three optional viewing cameras can be managed through the IntelliView™ IV monitor, and one has been prewired for reversing

Effortlessly maximising performance.

Intelligent and intuitive automation saves times and enhances harvesting performance. The CommandGrip™ multifunction handle can control all key machine and header parameters, including header height, reel position and unloading engagement. The right hand console contains less frequently used functions, which are laid out in an ergonomic and logical manner. Machine functions can be analysed at a glance courtesy of the colour IntelliView™ IV monitor.



Wide-screen harvesting

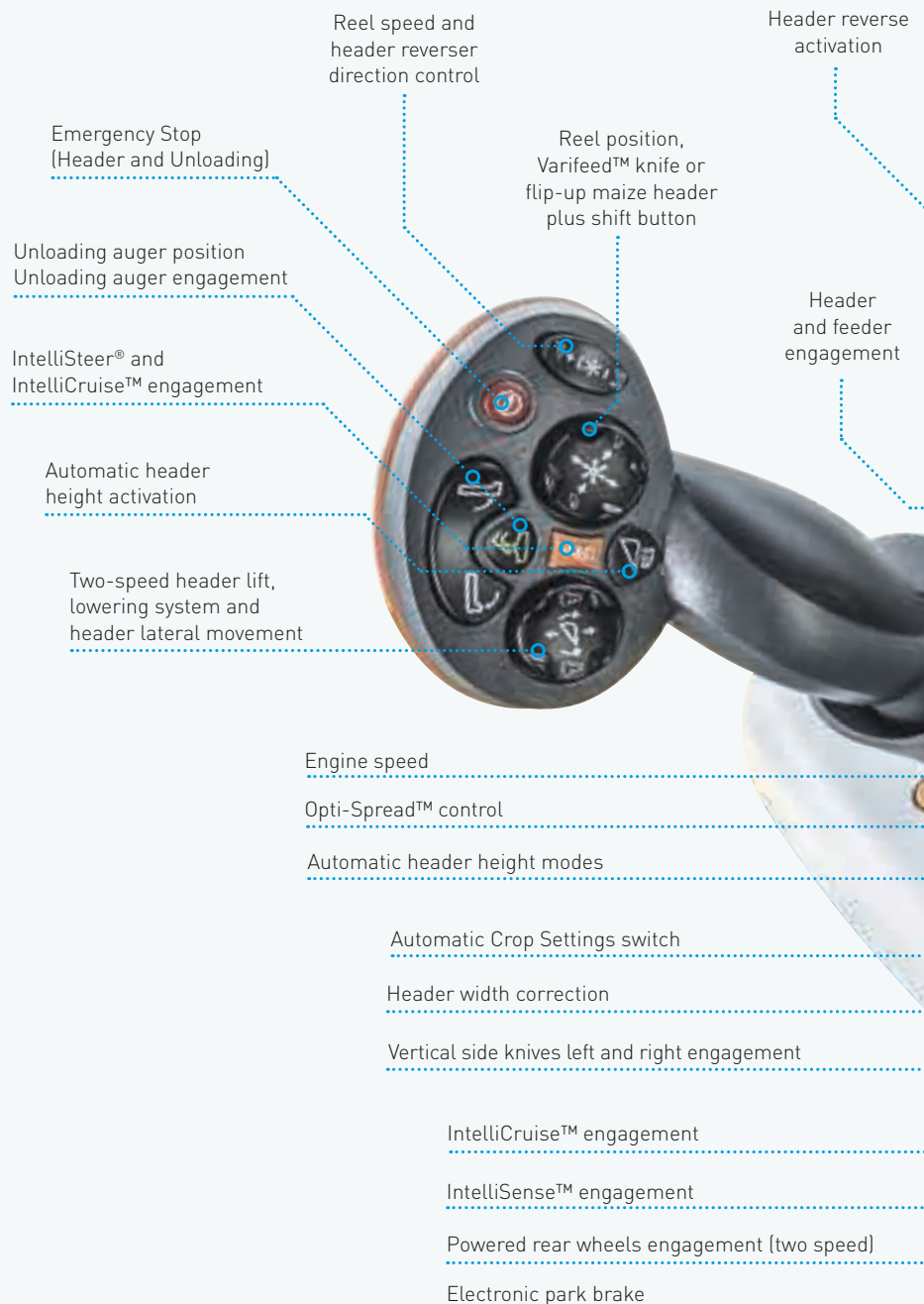
- Ultra-wide 26.4cm IntelliView™ IV colour touchscreen monitor is fixed on rollers which can move along an ideal viewing arc
- A second screen can be installed on request and is perfect for IntelliSteer® auto guidance tasks and mapping follow up



Shift button and ground speed unlock (behind).



Force based movement enables the operator to change speed and direction.



This intuitive, 26.4cm wide colour IntelliView™ touch screen, displays and monitors all combine functions and parameters which can be adjusted by simply touching the screen

Variable header / feeder speed adjustment

Road / Field mode

Rotor speed control

Concave position

Reel speed synchronisation

Remote rotor vane adjustment

IntelliSteer® guidance activation

Cleaning fan speed

Open / close grain tank cover

Presieve opening

Chopping / Rowing selection

Upper sieve opening

Electronic gear selection

Lower sieve opening

Remote front face adjust

Remote chaff spreader speed regulation

Threshing engagement



Please, take a seat.

New Holland brings to you the best-in class seat offering, with three different models providing you with a comprehensive choice. All seats benefit from improved cushioning. These firmer, more durable seat cushions provide outstanding comfort whatever the terrain. A standard, full-sized upholstered instructor seat folds down to provide a work surface when not in use.



Leather seat

- The top of the range leather trimmed seat features all the above and extended vertical travel and automatic weight adjustment absorbs the most severe bumps to offer the ultimate in operator comfort and style



Standard seat

- The standard wide cloth trimmed seat provides exceptional features and ensures all operators will stay comfortable throughout the day




Deluxe cloth seat

- The optional deluxe cloth trimmed seat with heating and active ventilation features fore/aft movement for even more comfort

The most powerful combine lighting package.

The CR Revelation lighting package has raised the lighting bar, and can deliver up to a total of 48,000 lumens. The spread of light has been engineered for maximum visibility of the entire header and the field ahead. You can also get off of your combine in complete safety courtesy of the entrance light, which remains on for 30 seconds after you've switched the combine off.


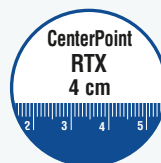
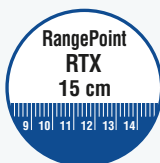


- The CR Revelation lighting package offers up to 27 LED work lights
- A powerful all new LED 'row finder' light is positioned in the centre of the cab roof, to enable operators to pinpoint each individual row when harvesting late into the night
- Rear lamps enable operators to monitor residue and two lamps located on the side panel illuminate the rear axle to prevent crushing standing crop and to assist when manoeuvring
- You have the choice between Halogen and LED working lights and an additional long distance LED lighting package is available
- These long distance LED lights offer an incredible visibility up to 400m

New Holland guidance systems to match your needs.



A full range of guidance solutions are available from New Holland and include manual and assisted guidance. You can even specify your CR Revelation with fully integrated IntelliSteer® auto guidance direct from the factory to start saving money from your first run. Fully compatible with the most accurate RTK correction signals, IntelliSteer can guarantee pass-to-pass and year-to-year accuracy as low as 1 - 2cm. SmartSteer™ crop edge guidance and automatic row guidance for maize headers are just some of the numerous options which are designed to increase your harvesting efficiency and productivity.



Levels of accuracy and repeatability

New Holland offer multiple levels of accuracy. This enables you to select the right IntelliSteer® system to match your needs and budget. When using RTK correction with IntelliSteer you can enjoy guaranteed year on year repeatability.

RTK base station

An RTK base station can be used to broadcast a correction signal to achieve a pass to pass accuracy of 1-2cm.



NH 372 receivers

- New Holland 372 antenna receives both DGPS and GLONASS signals and is fully compliant with EGNOS, OmniSTAR, RTX, or RTK correction
- For RTK applications, a slim profile radio is mounted underneath the receiver. The antenna is positioned on the top of the grain tank to improve signal reception and enhance operation



IntelliView™ - visible intelligence

- The ultra-widescreen 26.4cm IntelliView™ IV colour touchscreen monitor can be used to manage the optional IntelliSteer® autoguidance system
- The IntelliView™ monitors enable fingertip programming of a variety of guidance paths, from straight A-B runs to the most complex adaptive curves
- Settings can be personalised easily and also transfer data using My PLM® Connect File Transfer and PLM desktop software packages



Maize guidance

- Maize headers can be specified with automatic row guidance to keep the combine perfectly on course
- Two sensors monitor the position of the crop entering the header, and automatically guide the combine to ensure true perpendicular entry even in poor visibility or at high speeds
- The system can be linked to a GPS positioning system, which can distinguish between cut and uncut rows, to facilitate night-time harvesting and advanced harvesting activities such as skip row functionality



SmartSteer™ system


- By scanning the edge between the cut and uncut crop with a laser eye, the SmartSteer™ auto guidance system automatically guarantees the header is always full, and allows the operator to concentrate on other combine functions

Integrated yield and moisture sensing.

The CR Revelation range of combines have been engineered by design with precision farming features right at its very heart. Yield information is continually updated and displayed on the IntelliView™ IV monitor. This data can be stored, downloaded and analysed with My PLM® Connect Telematics precision farming software to establish accurate yields maps. These can be used to fine tune inputs to maximise yields and minimise input costs.


EVO NIR On-board real time sensing

The optional new EVO NIR On-board sensor, available from Dinamica Generale, a leading sensor technology company, enables CR combine owners and operators to monitor and record a whole host of crop moisture and nutrient parameters in real time with outstanding 2% accuracy. Monitored parameters include Moisture, Protein, Fat, Starch, Neutral Detergent Fibre (NDF) and Acid Detergent Fibre (ADF). This data can be used to tailor a range of inputs to enhance subsequent yields.



Real time moisture sensing

- New Holland's moisture sensor measures grain moisture in real time
- Samples are taken every 30 seconds and the data is sent to the IntelliView™ IV monitor
- The operator is kept continually informed and can adapt machine parameters accordingly




Yield mapping

- The exclusive patented, new high flow, high accuracy yield sensor developed by New Holland is generally recognised as the best in class
- The sensor generates an extremely accurate yield measurements for the variety or the moisture content of the kernel
- Furthermore, calibration is performed just once a season

Telematics: manage your machine from the comfort of your office.

The optional, factory fit My PLM® Connect Telematics package enables you to connect to your CR Revelation and view over 74 machine parameters from the comfort of your office. The new wireless file transfer feature allows easy and secure data transfer to and from your machines. This means easier access or transfer of data such as guidance lines, boundaries, coverage maps, yield and moisture data. In short, My PLM® Connect will help you to reduce your fuel bills and improve fleet management and security in one simple package.



My New Holland

Manage your PLM applications and your entire farm operation, equipment and support through one centralized location. **MyNewHolland.com** provides the infrastructure to connect your farming operation and share information, while using My PLM® Connect Telematics to manage your fleet logistics, utilization and productivity. Key My New Holland features include:

- My PLM Connect
- PLM Customer Support
- Product guides and manuals
- Warranty documents
- PLM training materials
- Frequently Asked Questions

Real time data recording

New Holland offers a variety of precision farming packages which will enable you to tailor your inputs to reduce your costs and increase your yields. This information is recorded in real time by your machine during working, and it is simply and efficiently transferred for analysis by the computer package from the IntelliView™ IV monitor via the complementary 4GB USB stick, which is large enough to record data from over 600 - 700 harvesting hectares.

360°: CR Revelation.

The CR Revelation range has been designed to spend more time working and less time in the yard. After all, we all know how precious time in the field is during short harvesting seasons. All service points are easy to access, and long service intervals mean they will spend more time in the field.



Easy ground-access to all oil filters and drain points and centralised greasing banks.



Engine and hydraulic oil can be checked at a glance.



The integrated water tank is placed ideally for washing hands after connecting the header.



The air filter is easily accessible from the engine platform.

- Self-supporting, fully opening shielding guarantees wide access to all drives and service points
- New wide angle LED service lights together with yellow frame improve service visibility
- To ensure optimal lubrication at all working positions, operators can select the variator lube function at the touch of a button
- The entire inside of the combine can be cleaned using the Cleanout function. The function is managed through the IntelliView™ IV monitor. The sieves, concaves and drum open up and fan speed is increased to maximum



A portable LED service light offers 360° servicing visibility.



Plastic rotor covers can be removed without tools.



Dealer Installed Accessories

A comprehensive range of approved accessories can be supplied and fitted by your dealer.

New Holland Services.



Finance tailored to your business

CNH Industrial Capital, the financial services company of New Holland, is well established and respected within the agricultural sector. Advice and finance packages tailored to your specific needs are available. With CNH Industrial Capital, you have the peace of mind that comes from dealing with a financing company that specialises in agriculture.

Service Plus – because your peace of mind is priceless

Service Plus programme provides owners of New Holland agricultural machinery with repair services covering your machinery over the Manufacturer's contractual Warranty. Maximum control over operating costs, repairs completed by authorized NH Dealers using NH genuine parts, higher re-sale value of your machine, transferable coverage. You can choose from three levels of coverage:



Silver Cover - Powertrain

- The number of years of the cover: two, three, four or five years
- The number of hours of use (or number of bales for balers)
- Many other options to tailor the programme and meet your expectations

Gold Cover - Extended

Platinum Cover - Full Repair

Please refer to your Dealer how to take out a Service Plus contract for your machinery



New Holland App

Product apps - iBrochure - NH Weather - NH News - Farm Genius - PLM Calculator - PLM Academy



Trained to give you the best support

Your dedicated New Holland dealer technicians receive regular training updates. These are carried out both through on-line courses as well as intensive classroom sessions. This advanced approach ensures your dealer will always have the skills needed to look after the latest and most advanced New Holland products.



New Holland Style

Want to make New Holland a part of your everyday life? Browse the comprehensive selection on www.newhollandstyle.com. A whole range of items are available including hard wearing work clothing and a vast selection of scale models, together with so much more. New Holland. As individual as you.

| Models | | CR7.80 | CR7.90 | CR8.80 | CR8.90 | CR9.80 | CR9.90 | CR10.90 |
|--|--------------------|---------------|---------------|----------------|----------------|----------------|----------------|----------------|
| Beater | | | | | | | | |
| Width | (mm) | 1300 | 1300 | 1300 | 1560 | 1560 | 1560 | 1560 |
| Diameter | (mm) | 400 | 400 | 400 | 400 | 400 | 400 | 400 |
| Beater concave wrap angle | [°] | 54 | 54 | 54 | 54 | 54 | 54 | 54 |
| Total threshing and separation area | (m ²) | 2.43 | 2.43 | 2.43 | 3.06 | 3.06 | 3.06 | 3.06 |
| Cleaning | | | | | | | | |
| Self-levelling cleaning shoe | | ● | ● | ● | ● | ● | ● | ● |
| Pre-cleaning system | | ● | ● | ● | ● | ● | ● | ● |
| Opti-Clean™ cleaning system | | ● | ● | ● | ● | ● | ● | ● |
| Total sieve area under wind control | (m ²) | 5.4 | 5.4 | 5.4 | 6.5 | 6.5 | 6.5 | 6.5 |
| Remote control sieve and presieve setting | | ● | ● | ● | ● | ● | ● | ● |
| Cleaning fan | | | | | | | | |
| Number of blades | | 6 | 6 | 6 | 6 | 6 | 6 | 6 |
| Variable speed range | (rpm) | 200 - 1050 | 200 - 1050 | 200 - 1050 | 200 - 1050 | 200 - 1050 | 200 - 1050 | 200 - 1050 |
| Double outlet fan | | ● | ● | ● | ● | ● | ● | ● |
| Electrical speed adjustment from the cab | | ● | ● | ● | ● | ● | ● | ● |
| Return system | | | | | | | | |
| Single Roto-Thresher™ system | | ● | - | - | - | - | - | - |
| Double Roto-Thresher™ system | | - | ● | ● | ● | ● | ● | ● |
| Returns indication on IntelliView™ IV monitor | | ● | ● | ● | ● | ● | ● | ● |
| Grain elevator | | | | | | | | |
| High capacity grain elevator with heavy duty chain & flaps | | ● | ● | ● | ● | ● | ● | ● |
| Grain tank | | | | | | | | |
| Folding covers capacity | (l) | 9500 | 9500 / 11500 | 12500 | 12500 | 12500 | 14500 | 14500 |
| Central filling, folding bubble-up extension | | ● | ● | ● | ● | ● | ● | ● |
| Unloading auger | | | | | | | | |
| Overtop unloading | | ● | ● | ● | ● | ● | ● | ● |
| Unloading speed | (l/s.) | 126 | 126 | 126 | 126 | 126 | 142 | 142 |
| Grain sample inspection door | | ● | ● | ● | ● | ● | ● | ● |
| Grain tank fill warning device | | ● | ● | ● | ● | ● | ● | ● |
| Unloading auger swivel reach | [°] | 105 | 105 | 105 | 105 | 105 | 105 | 105 |
| Extra long folding unloading tube | | - | - | - | - | - | ● | ● |
| Pivoting spout system | | ○ | ○ | ○ | ○ | ○ | ● | ● |
| Electrical | | | | | | | | |
| 12 volt alternator | (Amps) | 240 | 240 | 240 | 240 | 240 | 240 | 240 |
| Battery capacity | (CCA / Ah) | 730 / 2x107 | 730 / 2x107 | 730 / 2x107 | 730 / 2x107 | 730 / 2x107 | 730 / 2x107 | 730 / 2x107 |
| Engine | | | | | | | | |
| Compliant with engine emissions regulations | | FPT Cursor 9* | FPT Cursor 9* | FPT Cursor 11* | FPT Cursor 11* | FPT Cursor 13* | FPT Cursor 13* | FPT Cursor 16* |
| Capacity | (cm ³) | 8700 | 8700 | 11100 | 11100 | 12900 | 12900 | 15927 |
| ECObLue™ system (Selective Catalytic Reduction) | | HI-eSCR | HI-eSCR | HI-eSCR | HI-eSCR | HI-eSCR | HI-eSCR | HI-eSCR |
| Injection system | | Common Rail | Common Rail | Common Rail | Common Rail | Common Rail | Common Rail | Common Rail |
| Gross engine power @ 2100rpm - ISO TR14396 - ECE R120 | [kW/hp(CV)] | 265/360 | 300/408 | 345/469 | 345/469 | 390/530 | 390/530 | 470/639** |
| Maximum engine power @ 2000rpm - ISO TR14396 - ECE R120 | [kW/hp(CV)] | 295/401 | 330/449 | 380/517 | 380/517 | 420/571 | 420/571 | 515/700** |
| Approved biodiesel blend*** | | B7 | B7 | B7 | B7 | B7 | B7 | B7 |
| Electronic governor type | | ● | ● | ● | ● | ● | ● | ● |
| Fuel consumption measuring and read-out on IntelliView™ IV monitor | | ● | ● | ● | ● | ● | ● | ● |
| Air compressor | | ○ | ○ | ○ | ○ | ○ | ○ | ○ |
| Engine blow off system | | ○ | ○ | - | - | ● | ● | ● |
| Fuel tank | | | | | | | | |
| Diesel capacity / AdBlue capacity | (l) | 750 / 160 | 750 / 160 | 1000 / 160 | 1000 / 160 | 1000 / 160 | 1300 / 160 | 1300 / 160 |
| Transmission | | | | | | | | |
| Hydrostatic | | ● | ● | ● | ● | ● | ● | ● |
| Gearbox | | 2-speed | 2-speed | 2-speed | 2-speed | 2-speed | 2-speed | 2-speed |
| Remote gearshifting | | ● | ● | ● | ● | ● | ● | ● |
| Differential lock | | ● | ● | ● | ● | ● | ● | ● |
| Two speed powered rear wheels engagement | | ○ | ○ | ○ | ○ | ○ | ○ | ○ |
| Maximum speed Standard | (kph) | 30 | 30 | 30 | 30 | 30 | 30 | 30 |
| SmartTrax™ system with flex technology | | - | - | ○ | ○ | ○ | ● | ○ |
| SmartTrax™ rubber tracks with Terraglide™ suspension | | - | - | ○ | ○ | ○ | ○ | ● |
| Residue management | | | | | | | | |
| Integrated straw chopper | | ● | ● | ● | ● | ● | ● | ● |
| PSD (Positive Straw Discharge) belt | | ● | ● | ● | ● | ● | ● | ● |
| Remote adjustable deflectors | | ● | ● | ● | ● | ● | ● | ● |
| Remote chop / drop selection | | ○ | ○ | ○ | ○ | ○ | ○ | ○ |
| Chaff spreader | | ● | ● | ● | ● | ● | ● | ● |
| Opti-Spread™ residue management | | - | ○ | ○ | ○ | ○ | - | - |
| Opti-Spread™ Plus System | | - | - | - | - | ○ | ● | ● |
| Weight | | | | | | | | |
| Standard version on tyres, less header and less strawchopper | (kg) | 17769 | 17769 | 18869 | 19180 | 19623 | 20067 | 24667**** |

● Standard ○ Optional - Not available * Developed by FPT Industrial ** Extra power is available when unloading and chopping *** Biodiesel blend must fully comply with the latest fuel specification EN14214:2009 and operation is in accordance with operator manual guidelines **** When fitted with 24" SmartTrax™ rubber tracks with Terraglide™ suspension

| Model Dimensions | CR7.80 / CR7.90 ^(B) / CR8.80 | | | | | CR8.90 / CR9.80 / CR9.90* | | | | | CR9.90** / CR10.90 | | |
|---|---|-----------|-----------|-------|------|---------------------------|-----------|-----------|-------|------|--------------------|------|------|
| | Tyres | | SmartTrax | | | Tyres | | SmartTrax | | | SmartTrax | | |
| With traction wheels / tracks ^(A) | 710/70R42 | 900/60R38 | 24" | 28.5" | 34" | 800/70R32 | 900/60R38 | 24" | 28.5" | 34" | 28.5" | 34" | |
| Ground contact area | (m ²) | - | - | 1.49 | 1.77 | 2.11 | - | - | 1.49 | 1.77 | 2.11 | 1.77 | 2.11 |
| Maximum height in transport position | (m) | 3.97 | 3.90 | 3.95 | 3.97 | 3.97 | 4.00 | 3.97 | 3.97 | 3.99 | 3.97 | 3.99 | 3.97 |
| Maximum width - transport | (m) | 3.25 | 3.63 | 3.24 | 3.47 | 3.79 | 3.72 | 3.87 | 3.48 | 3.71 | 3.99 | 3.71 | 3.99 |
| Maximum length with extended unloading tube without header ^(C) | (m) | 9.97 | 9.97 | 9.97 | 9.97 | 9.97 | 9.97 | 9.97 | 9.97 | 9.97 | 9.97 | - | - |
| Maximum length with foldable unloading tube without header ^(D) | (m) | - | - | - | - | - | - | - | - | - | - | 9.04 | 9.04 |

- Not available * Short rear shielding ** Long rear shielding

(A) Traction wheels / tracks other than those mentioned are available: 710/70R42, 800/70R32, 800/75R32, 900/60R32, 900/60R38, 900/65R32/R2, 1050/50R32, SmartTrax 24", 28.5" and SmartTrax with Terraglide suspension 24", 28.5" and 34" (B) SmartTrax version not available (C) With 3ft extension and canvas (D) Transport, without extension, with spout

New Holland Top Service: customer support and customer information.



Top Availability

If you need information, or have an out of hours question, ring our toll-free number*. All day, every day, we are just a call away.



Top Speed

Express parts delivery: when you need it, where you need it!



Top Priority

Fast-track solution during the season: because your harvest can't wait!



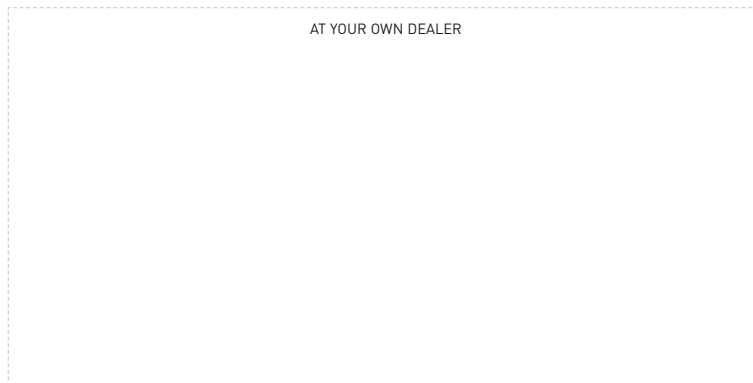
Top Satisfaction

We drive and track the solution you need, keeping you informed: until you are 100% satisfied!



For more details, ask your New Holland dealer!

* Calls to the Top Service team are free from landlines in the United Kingdom and Republic of Ireland. UK-based mobile calls are also free, but Republic of Ireland mobile users should call 01 2421881 and this will be charged at your standard network rate.



www.newholland.com/uk - www.newholland.com/ie

